



April 18, 2024

© David Serradell

SOCORRO GIANT MANTAS, DOLPHINS & SHARKS

YOUR TRIP ITINERARY

FREQUENTLY ASKED QUESTIONS

PRE-TRIP ADVENTURES & EXTENSIONS

RENTAL LOCKER

DIVING EXCURSION RISKS

RESPONSIBILITIES

A NOTE ON GRATUITIES

ARE YOU BRINGING CAMERAS INTO MEXICO?

YOUR NEXT ADVENTURE!

Concierge

Our concierges are available 7 days a week to assist with every part of your upcoming adventures.

+1 604-241-1918 - Please ask for Daniela or Maria
+52 624-129-9243 (WhatsApp)

Email: concierge@nautilusdive.com



SeeCreatures

Your trip meets at SeeCreatures Cabo.
You're home away from home!

Address:

Calle Miguel Hidalgo 10, Centro, 23450
Cabo San Lucas, B.C.S., Mexico

Open Seven Days a Week

8am - 5pm (GMT-7)

- Whale Watching
- Snorkelling
- Discover Diving
- Scuba Day Trips
- Cabo Pulmo & La Paz Pre-Trip Adventures
- Imaging Workshops
- and much more!

Holiday hours from noon to 8pm.

+52 624-143-6915
+52 624-179-6953 (WhatsApp)

Email: info@seecreaturesbaja.com



Sample Itinerary

9 Days / 8 Nights Trip

Itinerary is subject to the vagaries of big animals, weather and Mother Ocean!

Pre- & Post-Trip Extensions

Maximize your vacation in Baja with savings on pre-trip or post-trip extensions including 2-tank boat dives or side trips out to Gordo Banks and Cabo Pulmo. In season, our beautiful 116' expedition yacht Gallant Lady is stationed at Cabo Pulmo for 6-day liveboard extensions into the southern Sea of Cortez.

[Contact Us](#)




© David Serradell

Day 1

Our Nautilus owned [SeeCreatures](#) is located downtown Cabo San Lucas, near the marina and is your home away from home. We encourage you to fly in early and allow us to arrange for some local diving whether it's Gordo Banks, Cabo Pulmo or the La Paz whale sharks. Your trip includes a complimentary Backscatter lesson in the afternoon. Our photo pro's will coach you on how to get that perfect manta image, help set up or service or repair your camera gear and assist with camera rentals. You are welcome to drop your bags off and check-in whenever it's most convenient, but we ask that you please check-in at SeeCreatures by 7pm latest. Please arrive back to SeeCreatures by 7:15pm for the mandatory safety video before boarding the boat at 8pm.


[View Safety Video](#)



© David Serradell

Day 2

Today is a traveling and relaxing day at sea. It is a one day run out to the islands. An orientation briefing will be held in the morning, followed by a fire and boat safety drill. A drill? On holiday? Don't worry, it is for your safety but we will make it lots of fun. We are proud to have been the first, and some of the only, ISM safety certified passenger vessel dive boats in the world, the same safety certification as the largest cruise ships. We'll keep you as busy as you like on this sea day with Manta 101 in the afternoon, then you will have a chance to prep your gear, read a book, relax on the sun deck or check out the movie selection on our onboard wifi. We will be watching for the "green flash" at sunset, and while cocktail hour is officially at 7pm every evening, many of our guests enjoy some adult beverages well before that on sea days! We should arrive at San Benedicto Island that evening allowing you a calm night to relax and get a restful sleep before the next morning's excitement of diving with the friendliest giant mantas in the world.



© Daniel Versteeg

Days 3-7

Over five full dive days you will be able to experience some of our favourite sites such as El Canyon, the Boiler, Red Rocks, Roca Partida, Cabo Pearse, Punta Tosca and Roca Oneal. We know that many of our guests want the option of as many dives as possible and we strive to offer an average of four dives a day, other than the day that we do our mandatory check-in at the local navy base when you will likely have the option of three dives. When the weather is really good and the seas are calm, certain dive sites like Roca Partida might become crowded with three or four dive boats in which case park regulations restrict us to offering three dives maximum that day. We cater to divers of all experience levels with what we call “dive butler”. We will quickly zip self-reliant and highly experienced divers straight to the dive site when it opens. Encouraging our newer divers who would like to be with a dive guide from start to finish to take their time gearing up and splash 20-30 minutes later. Most divers are somewhere in the middle of this and we will shuttle them along with dive guides to the sites with our skiffs running back and forth like taxi cabs! Note that several dives may be quite challenging and not suitable for divers of lower experience levels. The number of dives on offer is subject to weather, the whims of Mother Ocean, and crowding by other diveboats.

We will have other stuff going on to keep you as busy as you like with kayaks and paddle boards, shoreline tours, humpback whale watching (January to April), manta ID in the late afternoon and after-dinner presentations. Of course, it's always your option to find a nice quiet place to relax with a book, have a nice snooze, or maybe have a splash in our sparkling clear hot tubs.

Day 8

We will likely get underway very early this morning for the voyage back to Cabo San Lucas. This is the perfect day to check out photos and videos with the new friends you made onboard, pack your dive gear up and take time to relax before reality sets back in. The islands, the mantas, the sharks and the dolphins are almost “other worldly” and we hope the magic stays with you for a long time.

Day 9

Always a sad time for us. It's time to say goodbye and disembark the boat in Cabo at 8:30am for either SJD airport or to SeeCreatures in Cabo San Lucas. It doesn't have to be goodbye for long, we hope to see you again very soon.



© David Serradell

What am I going to see?

The friendliest giant mantas in the world. Bottlenose dolphins that are almost as friendly. Up to ten species of sharks. Loads of fish. And in season you might see humpback whales, pilot whales, tuna or even false killer whales.

What to Bring

What do I need to pack?

Personal toiletries. Dive gear (or travel light and use our rental gear!) Summer wear, noting that nights can sometimes be chilly which makes a sweater or fleece jacket a good addition. Sunscreen (reef-safe sunscreen will be available onboard with our compliments). Towels and bed linen are provided onboard.

What dive gear should I bring?

All the obvious stuff!! i.e. regulators, BCD, computer, mask, wetsuit, booties and fins. The park authorities prohibit divers from carrying a knife. Every diver should have their own [Nautilus LifeLine](#) but we will loan you one of ours if you haven't bought yours yet!

What kind of safety gear do you provide divers?

Nautilus LifeLines, DiveAlerts and SMB safety sausages.

Can I bring my own alcohol onboard?

Sorry, but NO. We carry a great selection of signature drinks, single malts, microbrew beer and a varied wine list, all at very reasonable prices.

Don't Forget!

What time do we arrive back in port?

Usually by 8:30am. We recommend booking an outward flight after 11:30am. We can help arrange your outbound transfers.

Do you have a storm policy?

We highly recommend trip interruption insurance, which will cover you in this unlikely eventuality.

Can you accommodate special dietary requests?

YES - with reasonable advance notice, we are pleased to accommodate vegetarian, vegan, lactose intolerance, gluten-free, low sugar, quasi-kosher and quasi-halal. We are likely unable to accommodate more esoteric special dietary requests.

What is NOT included in the trip price?

Bar, gift shop, high-speed Internet connection, rentals, nitrox, crew gratuities. A \$35 port fee must be paid on board in cash at the end of the trip.

Travel Details

Do I need a passport and/or visa?

All guests must have a passport valid six months from entry. Visas are required from certain countries, please check your specific requirements online. All non-Mexican guests will require an FMM tourist visa.

Do I need insurance?

Guests are required to have medical and evacuation insurance from a recognized provider before participating in any of our activities. [Click here](#) to purchase coverage. The policies are very affordable. We also highly recommend the optional purchase of trip interruption insurance, which covers everything from cancelled flights, weather delays, and lost baggage, to reimbursement if another guest has a medical issue that affects your trip. If you decline coverage, please note that we do not issue credits or refunds for anything that is beyond our immediate control.

Do I need dive medical insurance?

YES. Dive and evacuation insurance is mandatory. We can assist you with purchasing this at check-in if you like.

What airport do I fly into?

SJD Los Cabos International for both commercial airlines and private aircraft.

When should I fly in?

At least one day before departure given our experience with airlines having mechanical problems, losing luggage or even cancelling flights. It's a one-day sail from Cabo out to Socorro which means the ships cannot wait for guests who have missing luggage or missed their flight, otherwise everyone else will also miss a day of diving.

How do I get from SJD into town?

Sealine Cabo Transfers is our recommended provider of airport transfers to and from Cabo San Lucas. For booking, please email Martin at mmoreno@sealinecabotransfers.com

Can you recommend a local hotel?

Yes. We have our favourite hotels that we highly recommend and have arranged discounted rates for Nautilus and Baja Expeditions guests.

For hotel recommendation or any other pretrip questions, concerns or comments, please contact our Nautilus concierges directly.

Phone: +1 (604) 241-1918 - Please ask for Daniela or Maria

WhatsApp: +1 (604) 360-9400

Email: concierge@nautilusdive.com

Before Departure

Where do we meet the boat?

SeeCreatures, located directly across from the town square, two blocks from the marina and in the heart of the downtown restaurant and bar district. We want our place to be your home away from home! Please drop by when you get into town and we will get you kitted up with whatever you need. We offer a variety of pre-trip packages including two or three tank boat dives and side trips.

What time do we meet?

You are welcome to drop your bags off and check-in whenever it's most convenient, but we ask that you please check-in at SeeCreatures by 7pm latest. Please arrive back to SeeCreatures by 7:15pm for the mandatory safety video before boarding the boat at 8pm.

Can you help me get dive certified before the trip?

YES. We offer a full array of dive courses at SeeCreatures.

Can I get nitrox certified?

YES, at SeeCreatures.

Will I need to show my dive certification card before boarding?

YES.

Will I get seasick on this trip?

MAYBE!! Ok, we are joking a wee bit. We recommend prophylactic use of the scopolamine "patch" as an anti-seasickness medication. The patch has revolutionized the dive boat business and made going to sea practical for almost everyone. You will most likely not get seasick using the patch. The seas on the crossing - and out at Roca Partida dive site - are sometimes flat calm, while other times - maybe once in ten trips - the seas are rough. All of our ships are stabilized and the motion is comfortable - especially if you are using the patch - on the majority of days.

About Diving

How much experience do I need?

All are welcome. Our roots are in the cold, current-swept waters of BC and Alaska and we have always catered to experienced self-reliant divers looking for complete freedom on their dives. These divers are usually first in the water. We love buddying up with new divers looking for the reassurance of being with a dive guide from the time they start gearing up until they are back on the big boat. Most divers are somewhere mid-spectrum between these two groups and we make sure they are very well looked after as well! Note that several dives may be quite challenging and not suitable for divers of lower experience levels.

Is the diving from the big boat or skiffs?

Usually from our skiffs. We employ our multiple skiffs as "taxis" so that we can pick up divers when they surface and whisk them back to the big boat instead of waiting in the hot sun for everyone else to surface.

How many dives will I do?

Over five full dive days you will be able to experience some of our favourite sites such as El Canyon, the Boiler, Red Rocks, Roca Partida, Cabo Pearse, Punta Tosca and Roca Oneal. We know that many of our guests want the option of as many dives as possible and we strive to offer an average of four dives a day other than the day that we do our mandatory check in at the local navy base when you will likely have the option of three dives. Note that weather conditions, Mother Ocean or crowding by some of our competitors may limit some diving.

Are the boats camera friendly?

YES, VERY! Ask about rental cameras and photo pro services.

Are you rebreather friendly?

YES, VERY!

Can I do deco dives?

Sorry, no. Park rules have changed and deco diving is no longer permitted.

Can I do trimix diving?

We can arrange the supply of helium T bottles as long as you are comfortable doing your own blending.

Where is the closest decompression chamber?

There is a navy chamber on Socorro Island and civilian chambers in Cabo San Lucas.

What happens if I need a medevac flight?

We can arrange the flight for you. There is a 5000-foot navy airstrip on Socorro Island. A single flight costs a minimum of US\$10,000 and if you don't have adequate insurance, you will need to arrange for pre-payment of the flight.

Do you have an AED and medical kit onboard?

OF COURSE! All of our crew are trained in first aid and a number of our crew are trained first responders.



Pre-Trip Extensions & Adventures



© Dudarev Mikhail



© Dan Taylor



© David Serradell

Pre-trip extensions. Come and take advantage of us! Whether it's a day of diving or a four day mobula rays & ocean safari adventure before you board a trip to Socorro. We do it all, from Cabo Pulmo or La Paz excursions to our new 48-ft fast boats to the Mexico sardine run.

Loads of options, [click here for details!](#)

Rental Locker

Borrowing safety equipment is always complimentary to all our guests

- Nautilus LifeLine Marine Rescue Radio
- SMB
- Dive Alert Signaling Device

Sample Pricing (USD)

Might we suggest booking your rental gear ahead of time. While our ships carry emergency loaners, visiting SeeCreatures is the best way to check out that perfectly fitted rental wetsuit and ensure that your camera and dive gear is working just right.

Nitrox	\$120	Go-pro Camera	\$150
Steel 95 cf Cylinder	\$36	TG-6	\$185
		TG-6 full load arms and strobes	\$365

Packages

Wetsuit, BCD, Regulator	\$180	Fins, Booties, Hood/Mask	\$75
BCD, Regulator, Dive computer	\$170	Full Gear (Wetsuite, BCD, Reg, Computer, Booties, Hood, Fins, Snorkel and mask)	\$320

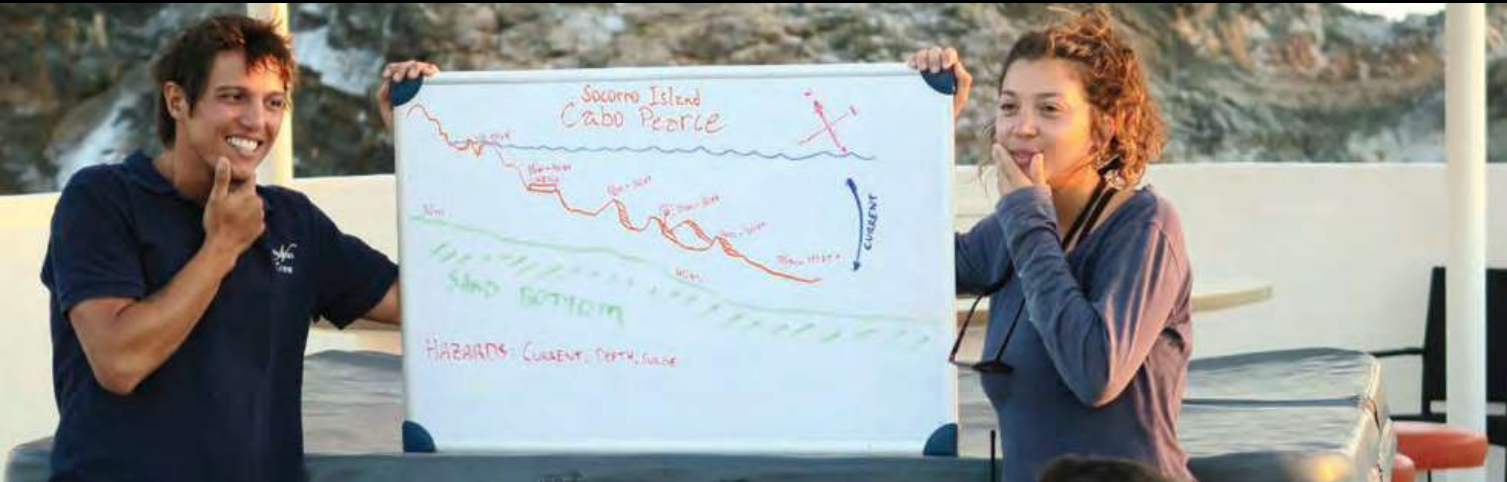
Items

Wetsuit	\$70	Booties	\$30
BCD	\$70	Hood	\$25
Regulator	\$70	Mask	\$25
Dive Computer	\$50	Snorkel	\$20
Fins	\$30	Hooded Vest	\$25

Zorb	\$7.63 per pound
Oxygen fills	\$100 / \$20 each additional day more than 5 days
Oxygen Rebreather Cylinder	\$50 / \$10 each additional day
Diluent Rebreather Cylinder	\$30 / \$8 each additional day

** Clients are responsible for the cost of repairing any damage except normal wear and tear. Prices subject to change without notice.*

Excursion Risk



We are excited to have you join us, but feel compelled to point out [some of the risks](#) involved in our adventures around Baja, Mexico and the surrounding ocean.

We operate at the whim of Mother Nature. Our ships and camps have connectivity with shore operations, and we carefully monitor weather conditions while maintaining communication lines for urgent and emergency situations. Our ocean-going ships are equipped with satellite communication technology, full-time data links, internet at sea, and marine radios. We need you to be aware that there is always a risk of adverse weather, mechanical breakdown, errors, or mistakes made by our crew, medical evacuations, or other interruptions to your trip that are beyond our control.

Dealing with animals involves risk. Camping out in the desert involves risk. Going to sea involves risk. This is not Disneyland. We give careful guidance on peak seasons and our previous experiences with the animals. But there is no guarantee that you will see the animals you are hoping for; Mother Nature doesn't work that way. Guests and crew alike are susceptible to accidents, tripping and falling, sprains, or broken bones, strokes, heart attacks, or medical conditions such as appendicitis, pancreatitis, diabetic complications, heat or sun exhaustion, dehydration, severe infections, abscesses, or other emergency conditions.

Diving can be challenging and may not be suitable for less experienced divers. You must be a trained and certified scuba diver to dive with us unless you are enrolled in one of our training programs. Guests are responsible for their own dive safety. Our dive guides and instructors are primarily responsible for ensuring top-quality dives, critter pointing, and the best possible guest experience. You must have good buoyancy control. Our guides are not responsible for teaching primary dive skills or looking after guests who do not have basic buoyancy skills.

Aerial medevac is available at or close by most of our destinations. We require that all guests have insurance that covers emergency care in Mexico, including aerial medevac and hospital procedures. A medical evacuation flight might cost \$10,000, and local hospital charges could be in excess of \$20,000. You will have to arrange for payment upfront for these costs if you require evacuation or a hospital stay and your insurance won't cover the charges. 'Dive Assure' offers excellent coverage and is highly recommended. [Click here](#) to arrange coverage.

A sample [liability release and waiver can be viewed here](#) and requires your acceptance, agreement and signature when you visit SeeCreatures before boarding your ship.

We wish you an excellent trip, meet loads of animals and have a beautiful and safe experience.



PASSENGER GUEST WAIVER, RELEASE AND INDEMNITY (the "Waiver")

In consideration of you allowing me to participate in your camping and/or whale watching and/or excursion (the "Excursion"):

I voluntarily waive, release and forever discharge NAUTILUS DIVE ADVENTURES AND/OR all its related entities: ICARUS AVIATION LTD also doing business as "Lever Diving" AND/OR NAUTILUS EXPLORER MEXICO, S. DE R.L DE C.V. AND/OR BAJA EXPEDITIONS AND/OR BSK, S.A. DE C.V. AND/OR SEECREATURES AND/OR CABO DIVE CENTRE, S. DE R.L. DE C.V (collectively the "Company") and its employees, directors, officers, agents and contractors (collectively the "Operators") from any and all liability, including but not limited to liability arising from the negligence (including gross negligence) or fault of the Operators or any of them for personal injury or death, property loss or damage or any other claims of any kind which may occur to me during or in connection with the Excursion and/or the use or misuse of any equipment, vessels or vehicles.

I agree that all agreements made between the Operators and myself (including this Waiver) shall be governed by the laws of Mexico and the courts of Mexico City, shall have exclusive jurisdiction over any matter relating to the said agreements or this Waiver.

I agree that this Waiver shall be binding upon my heirs, executors, administrators, successors, assigns and my estate and I agree that in the event that a claim is made against the Operators or any one of them in respect of any cause of action relating to me, I will indemnify the Operator(s) for their losses, damage and expenses arising from such claim.

I confirm that I have both read and fully understood the description of the risks involved in participating in the Excursion as set forth in the Company's disclosure information entitled "DIVING EXCURSION RISKS" published on the Company web site (<https://nautilusliveboards.com/diving-excursion-risks/>) and in the pre-trip information package provided to me.

I also confirm that I:

- (a) am physically fit; without any health related reasons that would otherwise preclude my;
- (b) have had sufficient instruction, preparation and/or training for; and
- (c) have not been advised by any medical professional to avoid participation in the Excursion.

Finally, I confirm that I read and fully understood this Waiver before signing and, that I had the opportunity to do so before making any commitment of whatsoever kind or nature to the Company.

Please note that you will be required to sign this waiver form upon the arrival at the hospitality suite.

Our Responsibilities, Your Responsibilities

Our Responsibilities

- To ensure your safety.
- To give you the best possible diving experience.
- To treat you with respect and consideration and to provide excellence in service onboard.
- To be responsive to special requests and needs.
- To plan each trip with respect to weather, sea conditions and animal behavior in order to maximize your diving experience.
- To keep our ships in top condition, clean and in good mechanical repair. Please note that each ship has many complex systems and it may be impossible to prevent some maintenance problems during your trip, despite our best efforts.

Your Responsibilities

1. Animals

We love Mother Ocean! Unfortunately, sometimes guests will demonstrate unsafe or irresponsible behavior towards animals that impedes other guest's experiences and/or may cause harm to the animals. It is your responsibility to follow the crew's directions and recommendations with respect to interaction with the animals. In the unlikely event that an individual is impeding other guests and/or causing harm to the animals, the captain will speak to that person and give them a formal warning. If the guest continues the same behavior, the captain has the authority to hold that guest out of the water for the remainder of the trip.

2. Diving Safety

It is your responsibility to attend dive briefings and comply with the principles of safe recreational diving. Deco diving or deliberately "going blue" is not allowed at Socorro. The government of Mexico has set a maximum depth restriction of 133'. The captain has the right to revoke the diving privileges of anyone who is diving in an unsafe manner.

3. Alcohol

With almost 30 years of operational experience running dive charters, we have learned the safest alcohol policy is to restrict guests from bringing their own alcohol on board. We provide a wide selection of beer, wine and alcohol from the ship's bar at reasonable prices. We are also happy to hold your duty-free purchases or local purchases of alcohol in bond in the ship's storage until the end of your trip.

4. Government Rules

You must comply with all Mexican government rules and regulations. Please note that government regulations and laws may change without notice. Our contract with you is subject to "force majeure" without compensation.

5. Marijuana

Marijuana is illegal in Mexico including medicinal prescription marijuana. We have a zero tolerance policy regarding guests bringing marijuana onboard.

6. Illegal Substances

We maintain a zero tolerance for illegal narcotics or substances on board. We're required under Mexican law to report any problems to the Mexican Federal Police.

7. Crew

Treating our crew and staff with courtesy and respect.

8. Getting Sick

We sincerely hope that you stay healthy and don't get sick during your trip. Please let the crew know if you are not feeling well so that we can give you extra love and attention and also do our best to prevent anyone else onboard from getting sick.



A Note on Gratuities



© Scott Davis

I hope we leave you with the feeling that our crew has served you with warmth, good cheer, and has done their very best to provide you with a sense of being safe, along with excellence in guest services. I am very proud of our hard-working and dedicated staff.

Attitudes towards tipping vary in different places around the world. In Mexico, it is considered offensive to the crew and staff to not leave a gratuity if the service is deserving. For your guidance, most guests leave a tip of between US\$300 to 400.

On a personal note, I am always appreciative of any comments or feedback about your experience with us and anything that we can improve on. Comments can be made in confidence from any personal computing device on the nautilusatsea Wi-Fi at <https://NautilusExperience/nautilus>.

As a personal note to thank you for joining us, and if you are interested in the possibility of last-minute travel for repeat clients (only) with incredible savings of up to 75% with offerings 3 or 4 times a year, I would like to extend an invitation to join our Last Minute Club <https://nautilusliveboards.com/last-minute-club/>.

Thank you very much for trusting us with your vacation!

Sincerely,

A handwritten signature in black ink that reads "M. Lever".

Captain Mike
Founder
Nautilus Adventures

Mexico Customs and Cameras

Unfortunately, we have received recent reports of isolated incidents where guests have been charged taxes for bringing their camera housings into Mexico. This is a transgression of your rights as an international passenger and a violation of both Mexican and international law. The company is investigating this, and in the meantime, we would like to provide you with this information to help improve your experience at Mexican customs.

As an international passenger, you are entitled to bring without paying taxes, two cameras or video recording devices, and their accessories. An underwater housing unit is a camera accessory which fits your camera and allows control and usage of the device while diving. As the housing can only be functional when used with your camera, it should be considered a part of your “two cameras with their accessories” luggage allowance.

The best way to avoid a problem with customs illegally trying to extract a tax is to bring your camera gear in a carry-on suitcase. We recommend against bringing a Pelican case or a hard suitcase that has lots of dive stickers on it. Being low-key and flying low under the radar works best.

What should I do if the customs agents are trying to tax me for my housing?

1. Do not worry about your camera housing if you have not been approached by a customs agent or officer about it.
2. Bring documentation for the camera and housing. (examples: manuals, receipts, technical information, etc.)
3. You are entitled to ask for information and for a transcription of your rights as an international passenger.
4. If you encounter a customs officer who does not consider your camera housing an accessory, remain calm and try to explain to the customs officer that your camera housing is merely an accessory, and therefore tax free under Mexican Customs Law. Provide your devices' documentations and manuals.
5. Ask the custom agent or officer to please provide written explanation of the classification method used to classify your housing as something different than your camera's accessory.
6. If you are not successful, you may ask to please speak to a supervisor.
7. If you feel your rights are being violated, you are entitled to file a complaint against the officer on site, just ask to be referred to someone within the Public Function Office (Secretaría de la Funcion Pública). We strongly recommend you remain calm and speak to Mexican authorities with respect.
8. If your attempts have been unsuccessful and you are asked to pay taxes, ask the officer in charge to please print a detailed account of the taxes you will be paying and the classification method they used to classify the goods that are being taxed.
9. Pay under protest - when paying, ask the cashier and customs officer to acknowledge in writing that you have paid under protest.

MEXICO & COSTA RICA ADVENTURES

San Ignacio Lagoon - Gray Whales

January - April



4 Days, 3 Nights
From **\$2,545**
Pp. dbl occ.

6 Days, 5 Nights
From **\$3,745**
Pp. dbl occ.

Baja Super Explorer

Luxury Overlanding
October - May



4 Days, 3 Nights
From **\$1,995**
Pp. dbl occ.

7 Days, 6 Nights
From **\$3,995**
Pp. dbl occ.

Luxury Coach
January - April



Loreto Blue Whales
Gray Whales / Glamping
Espíritu Santo Eco-Camp

11 Days, 10 Nights
From **\$2,985**
Pp. dbl occ.

Kayaking Sea of Cortez

Mothership Supported
or Luxury Liveaboard

October - May
8 Days, 7 Nights



From **\$1,895**
Pp. dbl occ. stateroom.

Spotter Airplane Supported Adventures

Baja Ultimate Whales

January - March
8 Days, 7 Nights



From **\$5,095**
Pp. dbl occ. stateroom/luxury tent

Mobulus & Orcas

March - July
8 Days, 7 Nights



From **\$4,050**
Pp. dbl occ. stateroom.

Ultimate Whale Sharks

June - October
8 Days, 7 Nights



From **\$2,895**
Pp. dbl occ. stateroom.

Mexico Sardine Run

October - January
8 Days, 7 Nights



From **\$3,395**
Pp. dbl occ. stateroom.

Liveaboard Scuba Diving

Socorro Island Giant Mantas & Dolphins

November - July
9 Days, 8 Nights



From **\$3,395**
Pp. dbl occ. stateroom.

Sea of Cortez

July - October
6 Days, 5 Nights



From **\$2,095**
Pp. dbl occ. stateroom.

Cocos Island of the Sharks

August - September
11 Days, 10 Nights



From **\$5,095**
Pp. dbl occ. stateroom.

Ocean & Rainforest

August
6 Days, 5 Nights



From **\$1,995**
Pp. dbl occ. stateroom.

Sailing Adventures

Year-Round



Incl. all activities,
captain, chef, naturalist

\$2,250 Per Day