



April 18, 2024

© Jeff Hester

SEA OF CORTEZ: 5 NIGHT GETAWAY

OVERVIEW

YOUR TRIP ITINERARY

FREQUENTLY ASKED QUESTIONS

PRE-TRIP ADVENTURES & EXTENSIONS

RENTAL LOCKER

EXCURSION RISKS

RESPONSIBILITIES

A NOTE ON GRATUITIES

ARE YOU BRINGING CAMERAS INTO MEXICO?

YOUR NEXT ADVENTURE!

Concierge

Our concierges are available 7 days a week to assist with every part of your upcoming adventures.

+1 604-241-1918 - Please ask for Daniela or Maria
+52 624-129-9243 (WhatsApp)

Email: concierge@nautilusdive.com



SeeCreatures

Your trip meets at SeeCreatures Cabo.
You're home away from home!

Address:

Calle Miguel Hidalgo 10, Centro, 23450
Cabo San Lucas, B.C.S., Mexico

Open Seven Days a Week

8am - 5pm (GMT-7)

- Whale Watching
- Snorkelling
- Discover Diving
- Scuba Day Trips
- Cabo Pulmo & La Paz Pre-Trip Adventures
- Imaging Workshops
- and much more!

Holiday hours from noon to 8pm.

+52 624-143-6915
+52 624-179-6953 (WhatsApp)

Email: info@seecreaturesbaja.com



What is a 5-night Sea of Cortez get-away?



© Scott Davis

Jacques Cousteau called it the Aquarium of the World. We call the Sea of Cortez the perfect vacation where you can do as much or as little as you like including up to 4 dives a day. Combine all this with the [warmth of our crew](#) and all your stress and tensions will melt away.

A 6-day 5-night get-away is an ocean safari into the generally calm waters of the Sea of Cortez for an adventure in this beautiful, gorgeous ocean on the edge of the desert. We have almost 5 decades of experience operating these trips. The icing on the cake is when Scout, our spotter airplane, is up in the air searching for the best animal encounters, weather permitting. The trips are perfect for divers and really fun for non-divers. On a typical trip, we hope to see:

- Multiple mega pods of dolphins
- Curious and fun California sea lions
- Mobula and cow nose rays
- Hammerhead sharks
- Giant tornadoes of fish
- 🙌 Giant manta rays come and go
- 🙌 Sperm whales are often around
- 🙌 Orcas in the area

Before Leaving Home



© Anete Lūsiņa

We hope you are excited about your upcoming adventure with us!!

You should definitely pack all the typical items for a shipboard vacation at sea in Mexico, like sunscreen, shorts, bathing suits, sunglasses, hats, windbreaker and sweater as it can be cooler at night. We are sometimes asked about seasickness and what works best. The Sea of Cortez is generally calm but it's best to be prepared and we say that you can't beat drugs and alcohol! By which we mean "the patch" (scopolamine) and a nice glass of wine! No need to bring water bottles, we have plenty onboard. We also have "sea safe" sunscreen and body wash for our guests which helps us preserve the health and vibrance of the Sea of Cortez.

There is 24 hour AC power on your ship so don't worry about charging your phone, laptop and cameras or CPAP machine. For the safety of everybody onboard, we only allow unattended charging of lithium ion batteries in designated protected areas. You will have cell reception in some areas but no reception in other places. For a modest fee, you can get onboard satellite internet, which allows you to stay connected but it is much slower than shoreside due to the complex satellite connection. Streaming services such as Netflix won't be available, so it is best to pre-download all of your movies and shows!


We have a large supply of rental wetsuits, snorkelling gear and diving equipment. Please make sure that your pre-trip guest information is completed and submitted to us well in advance so that we can better take care of all of your needs. The majority of the information is optional, but some information—like your full name and passport information—is vital; otherwise the Mexican authorities will not allow you to board the ship. We are enthusiastic to provide vegetarian, vegan, lactose intolerant, gluten free and quasi-kosher/halal with at least several weeks notice. Keep in mind that you are embarking on an ocean adventure and not able to accommodate very specific unique dietary needs.

It's your job to please ensure that your dive gear is well-maintained and serviced and that you have replaced the batteries in your computer. It is a good idea to make sure that you, yourself, are well maintained and in decent physical condition before your trip. Of course, we accommodate and welcome everybody onboard. However, if going swimming would leave you exhausted and with chest pain, you should be careful about it

We have binoculars onboard for you. Bringing your own camera is a good idea and we also have GoPros and T6-G cameras for rent, instruction and sale as well as a selection of SD cards, filters and accessories. We encourage you take advantage of our complimentary photo workshop before boarding.

Please do **NOT** bring your own alcohol onboard. We don't allow that. We have a great selection of craft beer, wine, single malt scotches and more, and we are happy to look after special requests if you let us know ahead of time. We have a zero tolerance policy for narcotics and illegal drugs. Marijuana is not legal in Mexico.


The Sea of Cortez is a magical place and if you can read about it ahead of time, your experience will only be enhanced that much more. Our favourites:



ASIN. B009217FIQ.

The log from the Sea of Cortez
by John Steinbeck


The classic!!! And the book that drew us to Mexico in the first place.



ISBN 0-9628725-5

Probably More Than You Want to Know about the Fishes of the Pacific Coast
by Milton Love


It's a hilarious good read.



ISBN 0-930118-41-3

Whales of the West Coast
by David A.E. Spalding


Have you wondered how to tell a blue and finback whale apart?



ISBN 0-930118-26-X

Sea of Cortez Marine Animals
by our friend and guest, Daniel Gotshal

This is our bible to the Sea of Cortez.



ISBN 1-55017-199-2

Sea of Cortez Marine Invertebrates
by Alex Kerstitch and Hans Bertsch

This will open your eyes to all the little critters.

Arriving in Cabo



If you are arriving by airline, you will be landing at SJD international airport which is a 45 minute drive from our SeeCreatures base in Cabo San Lucas.

The flight attendants should give you a form to fill out if you are on an international flight. You will get a customs declaration and it's important to fill this out accurately.

You might be able to disembark via a jetway or sometimes by portable staircase and then walking across the airport ramp. Either way, if you are on an international flight you will end up going down a staircase into the international arrivals hall to clear immigration. Then on to the baggage hall to collect your luggage before clearing customs. The customs officer will ask you to press a button and you'll get either a green or red light. Green light means it's margarita time. Red light means you will have to open your suitcase for a customs inspection before you can enjoy your margarita. We highly recommend that after leaving customs, you walk straight through the next area past all the nice people trying to offer their assistance and keep going. They are all time share salespeople and the offer of a free sunset cruise and drinks won't seem so cheap after you have been talked into buying a time share. Your transfer company should have a representative waiting outside the arrivals hall with the name of their company on a sign board.

For our guests arriving on a domestic flight, you have it much easier. You will arrive at the old terminal building. Disembark. Collect your bags. Meet your transfer outside!

Checking-In



SeeCreatures - Cabo San Lucas

Calle Miguel Hidalgo #10, Centro CSL. C.P. 23450, Cabo San Lucas, BCS


+52 624-143-6915

info@seecreaturesbaja.com

If you are arriving on the same day that you are boarding your ship, we recommend going straight to SeeCreatures Cabo San Lucas. Check-in. Drop off your luggage and then enjoy the rest of your day. Our recommendation is of course to head out with SeeCreatures for a dive or snorkel as the perfect way to spend your day! Please be back at SeeCreatures Cabo by **4:30 pm** latest for you transfer to La Paz.

If you are arriving in Cabo early you should have time to play as much as you want or perhaps just take it easy. Our concierges can assist you with hotel, restaurant and transfer recommendations and with whatever you want do ahead of time whether it's a side trip to La Paz, a one day adventure to Cabo Pulmo for diving or snorkelling, heading out to Gordo Banks or going out for a 2 tank dive or snorkelling. We recommend that when you check out of your hotel on boarding day, you transfer straight to SeeCreatures Cabo to check-in, drop off your luggage and then head out to enjoy the town (and possibly more of those pesky margaritas!). Please be back at SeeCreatures Cabo by **4:30 pm** latest and be ready for your transfer to La Paz.

Boarding the Ship



Nautilus Gallant Lady out on a beautiful day

© TheMatibuArtist

Please be at SeeCreatures Cabo by 4:30 pm. Our plan is to meet at SeeCreatures Cabo and coach transfer everyone to La Paz where your crew will be waiting to welcome you with glasses of champagne! Your luggage will already be onboard with personal bags in your stateroom and dive gear, cameras, drones, snorkelling gear on the covered aft deck of the ship. Cocktail hour starts as soon as you board! And as soon as we have completed provisioning, cleaning and any last minute engineering, we will soon get underway for a lovely dinner on our way to the Sea of Cortez.

We will have a safety briefing when you board and after dinner there will be a practice drill where you even get to put a life jacket on!

Nautilus is the only company in the world with a certified ISM safety management system. You can sleep easy knowing that our ships are operated, managed and audited to the same safety standards as the largest cruise ships in the world. ISM covers everything from fire protection to sprinkler systems to crew training and certification to operational and safety processes. Unfortunately, it also means that we are required to comply with ISPS protocols which include the requirement for us to search 15 - 20% of luggage brought onboard the ship. We apologize for the inconvenience and will be as tactful as possible.

Sample Itinerary

6 Days / 5 Nights Trip*

*Individual trips vary in length from 5 - 10 nights. Your captain will be focused on maximizing your onboard experience taking into account the vagaries of big animals, weather and mother ocean

Pre- & Post-Trip Extensions

Maximize your Baja get-away with pre-trip extensions at SeeCreatures or Baja Expeditions. Anything from a photo course to 2 tank dive, side trip to Cabo Pulmo, dive adventure to Gordo Banks and much more.

[Contact Us](#)

Day 1 - Boarding Day!

We encourage you to take advantage of our complimentary photo imaging workshop at SeeCreatures on the morning of your departure. Our photo pros are experts at coaching you towards that perfect image. They will also have rental GoPros and TG-6 cameras available, along with additional coaching if you want to take one along on your adventure.

Please check into SeeCreatures Cabo by 4:30 pm latest for coach transfer to La Paz where our hosties will be waiting on the back deck for you with trays of margaritas and champagne.

Bonus option! Relaxing on the upper deck or maybe in our hot tub under the brilliant star filled Mexican sky. Most nights are calm with very little motion which makes this even more special.

Days 2-5 - Adventuring the Sea of Cortez

Every day is different. Every trip is different. Mother ocean is always full of surprises and your captain and crew will do their very best to maximize your onboard experience taking into account our 5 decades of experience in the Sea of Cortez, recent animal sightings, weather and our spotter plane!

Your first day at sea typically starts anchored off a quiet beach at Cerralvo Island for a warm-up dive and then over to the incredible tornadoes of fish at La Reyna. This is also our best chance of encountering giant manta rays in the entire Sea of Cortez. We encourage our non-diving guests to chat with our concierges at least a month before departure date to pre-arrange snorkelling, kayaking, paddleboarding, swimming coaching, or a complimentary discover scuba experience before their trip.

Where we go next will vary. We might have reports of a huge pod of dolphins or even orcas in which case we'll make full steam ahead to get you close or even in the water maintaining full respect for these animals. Interactions are always on their terms.

During your days at sea, we will almost certainly visit Isla Las Animas which boasts a large population of California sea lions and is a great spot for hammerhead sharks from June to November. It's a great snorkelling, kayaking and paddle board and swimming opportunity and chance for everyone else to go ashore. We are also certain to visit Isla La Reyna which is home to the vast schools of fish pictured on the cover of this booklet. It's also your single best opportunity to see manta rays in the entire Sea of Cortez.

We'll likely also spend time around the UNESCO World Heritage site of Espiritu Santo. One of our company founders was instrumental in saving this gorgeous island from commercial development as a casino and facilitated donating the land to the people of Mexico as a national park. Check out some wreck diving. Go ashore for beach time or hikes into the hills guided by our naturalist. Kayaking, Paddle boarding. Swimming or whatever you want. Whale watching and encounters are always on the agenda including a resident pod of giant finback whales. Divers will always have the option of 4 dives a day.




Day 6 - Last Day and Going Home

Morning breakfast. Disembark at 8:30 am in La Paz and complimentary transfer back to either SeeCreatures Cabo San Lucas or SJD Airport.

Your last day is always sad for us. We hate to say good-bye. But wait, you don't have to say good-bye just yet. There is still time to head up to Cabo Pulmo with us for a one day adventure or take advantage of our special offer staying in a local hotel. Or for divers, this could be your chance to dive the famous pinnacles of Gordo Banks before you go home!

We're here to serve and do everything we can for you. Thank you for joining us.



What to Bring

What do I need to pack?

Personal toiletries. Dive gear (or travel light and use our rental gear). Summer wear, noting that nights will be cooler. It can be very hot in the desert this time of year. Sunscreen (reef-safe sunscreen will be available on board with our compliments), towels, bed linen, soap, and shampoo are provided on board.

What wetsuit should I bring?

It depends on the season. Water temperatures are in the mid-80°F range, with 100+ ft visibility. At the end of November, temperatures start cooling and visibility goes down. We recommend a 5mm wetsuit and a hooded vest is always a smart addition to your dive kit.

What dive gear should I bring?

All the obvious stuff!! i.e. regulators, BCD, computer, mask, wetsuit (we recommend 5mm or 7mm wetsuits), booties and fins (high-quality rentals are available from See Creatures). The park authorities prohibit divers from carrying a knife. Every diver should have their own [Nautilus LifeLine](#) but we will loan you one of ours if you haven't bought yours yet!

What kind of safety gear do you provide divers?

Nautilus LifeLines, DiveAlerts and SMB safety sausages.

Can I bring my own alcohol onboard?

Sorry, but NO. We carry a great selection of signature drinks, single malts, microbrew beer and a varied wine list, all at very reasonable prices.

Travel Details

Do I need a passport?

Yes, and it must be valid six months from entry date.

Do I need to obtain a visa ahead of time?

Only for a very limited number of countries. Please check the requirements for your country.

Do I need insurance?

Guests are required to have medical evacuation insurance from a recognized provider before participating in any of our activities. [Click here](#) to purchase coverage. We highly recommend this provider because they are very dependable, reliable, and their policies are reasonably priced. Other providers may not offer the same level of reliability. We also highly recommend the optional purchase of trip interruption insurance, which covers everything from cancelled flights, weather-related delays, lost baggage, and reimbursement if another guest has a medical issue that affects your trip. If you decline coverage, please know that we do not issue credit refunds for anything that's beyond our immediate control.

Do I need dive medical insurance?

YES. Dive and evacuation insurance is mandatory.

What airport do I fly into?

SJD Los Cabos international has very convenient and nonstop connections to many different cities. Flying into LAP la Paz is also possible.

When should I fly in?

These trips are planned around the guests having the option of flying in and going straight to SeeCreatures to check in and then board the ship later that day. We recommend flying in several days early to take full advantage of our hospitality and all the neat stuff that we offer as pre-trip extensions.

How do I get from SJD into town?

Sealine Cabo Transfers is our recommended provider of airport transfers to and from Cabo San Lucas. For booking, please email Martin at mmoreno@sealinecabotransfers.com

How do I get from LAP into town?

We can arrange to pick you up. Please directly contact with our Concierges: conciierge@nautilusdive.com

Can you recommend a local hotel?

Yes. We have our favourite hotels that we highly recommend and have arranged discounted rates for Nautilus and Baja Expeditions guests.

For hotel recommendation or any other pretrip questions, concerns or comments, please contact our Nautilus concierges directly.

Phone: +1 (604) 241-1918 - Please ask for Daniela or Maria

WhatsApp: +1 (604) 360-9400

Email: conciierge@nautilusdive.com



Before Departure

Where do we meet the boat?

We will meet at SeeCreatures Cabo San Lucas located at: *Calle Miguel Hidalgo 10, Centro CSL. C.P. 23450, Cabo San Lucas, BCS.* We will coach transfer everyone to La Paz where your boat will be waiting for you.

Are you joining us in Cabo?

Please be back at SeeCreatures Cabo and ready for your transfer to La Paz by 4:30 pm latest.

Are you joining us in La Paz directly?

Please contact our concierge's to confirm the meeting place and time.

Can you help me get dive certified before the trip?

Yes. We specialize in introducing as many people to scuba diving as possible. We offer a full array of diving courses at SeeCreatures.

Can I get nitrox certified?

Yes, we could do it. This is a one day course at SeeCreatures.

Will I need to show my dive certification card before boarding?

YES.

Will I get seasick on this trip?

This year, the Sea of Cortez is generally quite calm. If anyone is worried about seasickness, we recommend the prophylactic use of the scopolamine patch. This is the perfect trip and destination for anyone looking for a smooth as possible experience at Sea. Please note that all of our steel ships are stabilized.

Don't Forget!

What time do we arrive back in port?

Reminder that most Sea of Cortez trips board and return to La Paz with an included transfer to SeeCreatures Cabo San Lucas, or SJD Airport. We are usually back in port by 8 am. Disembarking by 8:30 am after breakfast. It's a 2-1/2 hour transfer to SJD. For that reason we recommend booking your outward flight 12:30 pm or later.

Do you have a storm policy?

We highly recommend trip interruption insurance, which will cover you in this unlikely eventuality.

Can you accommodate special dietary requests?

Yes, with reasonable advance notice, we are pleased to accommodate vegetarian, vegan, lactose, intolerant, gluten, free, low sugar, quasi-kosher and quasi-halal. We are likely unable to accommodate other special dietary requests, or guests with severe allergic challenges.

What IS NOT included in the trip price?

Bar, gift shop, high-speed Internet connection, rentals, nitrox, crew gratuities. A \$35 port fee must be paid on board in cash at the end of the trip.

About Diving

How much experience do I need?

Your experience doesn't matter. If you're not certified, we can arrange a discover scuba experience. If you're an experienced and self-reliant diver, you're welcome to head off on days by yourself, and do your own thing if you wish, with the sole exception of diving in a national park where diving must be done with a guide. Our dive guides are always available for whoever wants to dive with us.

How many dives will I do?

You will have the opportunity to do up to 4 dives a day on our trips from July to December. Spring trips are more about snorkelling and animal experiences with limited diving opportunities.

Are the boats camera friendly?

Of course! We are one of three authorized Backscatter photo centres in the world. We offer a complementary photo workshop at 1 pm. before every departure for those meeting us in Cabo.

Are you nitrox and rebreather friendly?

Yes! We started offering nitrox in 1996 when it was know as the devil gas. And we did our first rebreather diving in 2000. We have been super nitrox and rebreather friendly ever since.

About Adventures Other Than Diving

Our ocean safaris are about the this fabulous inland sea and all the amazing animals, natural history and the sheer beauty of the place. We have been a diving company for 41 years and of course, we know very well how to cater and look after divers. But we have been an eco-experience company for even longer, 47 years and we have a couple of ideas on how to offer more than just diving! Animal encounters. Snorkelling. Pangas. Kayaking. Paddleboarding. Beach walks. Hiking with our naturalists. We will keep you as busy as you want to be while being equally encouraging of relaxing with a good book and cold glass of white wine.



Pre-Trip Extensions & Adventures



© Dudarev Mikhail



© Dan Taylor



© David Serradell

Pre-trip extensions. Come and take advantage of us! Whether it's a day of diving or a four day mobula rays & ocean safari adventure before you board a trip to Socorro. We do it all, from Cabo Pulmo or La Paz excursions to our new 48-ft fast boats to the Mexico sardine run.

Loads of options, [click here for details!](#)

Rental Locker

Borrowing safety equipment is always complimentary to all our guests

- Nautilus LifeLine Marine Rescue Radio
- SMB
- Dive Alert Signaling Device

Sample Pricing (USD)

Might we suggest booking your rental gear ahead of time. While our ships carry emergency loaners, visiting SeeCreatures is the best way to check out that perfectly fitted rental wetsuit and ensure that your camera and dive gear is working just right.

Nitrox	\$120	Go-pro Camera	\$150
Steel 95 cf Cylinder	\$36	TG-6	\$185
		TG-6 full load arms and strobes	\$365

Packages

Wetsuit, BCD, Regulator	\$180	Fins, Booties, Hood/Mask	\$75
BCD, Regulator, Dive computer	\$170	Full Gear (Wetsuite, BCD, Reg, Computer, Booties, Hood, Fins, Snorkel and mask)	\$320

Items

Wetsuit	\$70	Booties	\$30
BCD	\$70	Hood	\$25
Regulator	\$70	Mask	\$25
Dive Computer	\$50	Snorkel	\$20
Fins	\$30	Hooded Vest	\$25

Zorb	\$7.63 per pound
Oxygen fills	\$100 / \$20 each additional day more than 5 days
Oxygen Rebreather Cylinder	\$50 / \$10 each additional day
Diluent Rebreather Cylinder	\$30 / \$8 each additional day

** Clients are responsible for the cost of repairing any damage except normal wear and tear. Prices subject to change without notice.*

Excursion Risk



We are excited to have you join us, but feel compelled to point out [some of the risks](#) involved in our adventures around Baja, Mexico and the surrounding ocean.

We operate at the whim of Mother Nature. Our ships and camps have connectivity with shore operations, and we carefully monitor weather conditions while maintaining communication lines for urgent and emergency situations. Our ocean-going ships are equipped with satellite communication technology, full-time data links, internet at sea, and marine radios. We need you to be aware that there is always a risk of adverse weather, mechanical breakdown, errors, or mistakes made by our crew, medical evacuations, or other interruptions to your trip that are beyond our control.

Dealing with animals involves risk. Camping out in the desert involves risk. Going to sea involves risk. This is not Disneyland. We give careful guidance on peak seasons and our previous experiences with the animals. But there is no guarantee that you will see the animals you are hoping for; Mother Nature doesn't work that way. Guests and crew alike are susceptible to accidents, tripping and falling, sprains, or broken bones, strokes, heart attacks, or medical conditions such as appendicitis, pancreatitis, diabetic complications, heat or sun exhaustion, dehydration, severe infections, abscesses, or other emergency conditions.

Diving can be challenging and may not be suitable for less experienced divers. You must be a trained and certified scuba diver to dive with us unless you are enrolled in one of our training programs. Guests are responsible for their own dive safety. Our dive guides and instructors are primarily responsible for ensuring top-quality dives, critter pointing, and the best possible guest experience. You must have good buoyancy control. Our guides are not responsible for teaching primary dive skills or looking after guests who do not have basic buoyancy skills.

Aerial medevac is available at or close by most of our destinations. We require that all guests have insurance that covers emergency care in Mexico, including aerial medevac and hospital procedures. A medical evacuation flight might cost \$10,000, and local hospital charges could be in excess of \$20,000. You will have to arrange for payment upfront for these costs if you require evacuation or a hospital stay and your insurance won't cover the charges. 'Dive Assure' offers excellent coverage and is highly recommended. [Click here](#) to arrange coverage.

A sample [liability release and waiver can be viewed here](#) and requires your acceptance, agreement and signature when you visit SeeCreatures before boarding your ship.

We wish you an excellent trip, meet loads of animals and have a beautiful and safe experience.



PASSENGER GUEST WAIVER, RELEASE AND INDEMNITY (the "Waiver")

In consideration of you allowing me to participate in your camping and/or whale watching and/or excursion (the "Excursion"):

I voluntarily waive, release and forever discharge NAUTILUS DIVE ADVENTURES AND/OR all its related entities: ICARUS AVIATION LTD also doing business as "Lever Diving" AND/OR NAUTILUS EXPLORER MEXICO, S. DE R.L DE C.V. AND/OR BAJA EXPEDITIONS AND/OR BSK, S.A. DE C.V. AND/OR SEECREATURES AND/OR CABO DIVE CENTRE, S. DE R.L. DE C.V (collectively the "Company") and its employees, directors, officers, agents and contractors (collectively the "Operators") from any and all liability, including but not limited to liability arising from the negligence (including gross negligence) or fault of the Operators or any of them for personal injury or death, property loss or damage or any other claims of any kind which may occur to me during or in connection with the Excursion and/or the use or misuse of any equipment, vessels or vehicles.

I agree that all agreements made between the Operators and myself (including this Waiver) shall be governed by the laws of Mexico and the courts of Mexico City, shall have exclusive jurisdiction over any matter relating to the said agreements or this Waiver.

I agree that this Waiver shall be binding upon my heirs, executors, administrators, successors, assigns and my estate and I agree that in the event that a claim is made against the Operators or any one of them in respect of any cause of action relating to me, I will indemnify the Operator(s) for their losses, damage and expenses arising from such claim.

I confirm that I have both read and fully understood the description of the risks involved in participating in the Excursion as set forth in the Company's disclosure information entitled "DIVING EXCURSION RISKS" published on the Company web site (<https://nautilusliveboards.com/diving-excursion-risks/>) and in the pre-trip information package provided to me.

I also confirm that I:

- (a) am physically fit; without any health related reasons that would otherwise preclude my;
- (b) have had sufficient instruction, preparation and/or training for; and
- (c) have not been advised by any medical professional to avoid participation in the Excursion.

Finally, I confirm that I read and fully understood this Waiver before signing and, that I had the opportunity to do so before making any commitment of whatsoever kind or nature to the Company.

Please note that you will be required to sign this waiver form upon the arrival at the hospitality suite.

Our Responsibilities, Your Responsibilities

Our Responsibilities

- To ensure your safety.
- To give you the best possible diving experience.
- To treat you with respect and consideration and to provide excellence in service onboard.
- To be responsive to special requests and needs.
- To plan each trip with respect to weather, sea conditions and animal behavior in order to maximize your diving experience.
- To keep our ships in top condition, clean and in good mechanical repair. Please note that each ship has many complex systems and it may be impossible to prevent some maintenance problems during your trip, despite our best efforts.

Your Responsibilities

1. Animals

We love Mother Ocean! Unfortunately, sometimes guests will demonstrate unsafe or irresponsible behavior towards animals that impedes other guest's experiences and/or may cause harm to the animals. It is your responsibility to follow the crew's directions and recommendations with respect to interaction with the animals. In the unlikely event that an individual is impeding other guests and/or causing harm to the animals, the captain will speak to that person and give them a formal warning. If the guest continues the same behavior, the captain has the authority to hold that guest out of the water for the remainder of the trip.

2. Diving Safety

It is your responsibility to attend dive briefings and comply with the principles of safe recreational diving. Deco diving or deliberately "going blue" is not allowed. The captain has the right to revoke the diving privileges of anyone who is diving in an unsafe manner.

3. Alcohol

With over many years of operational experience running charters, we have learned the safest alcohol policy is to restrict guests from bringing their own alcohol on board. We provide a wide selection of beer, wine and alcohol from the ship's bar at reasonable prices. We are also happy to hold your duty-free purchases or local purchases of alcohol in bond in the ship's storage until the end of your trip.

4. Government Rules

You must comply with all Mexican government rules and regulations. Please note that government regulations and laws may change without notice. Our contract with you is subject to "force majeure" without compensation.

5. Marijuana

Marijuana is illegal in Mexico including medicinal prescription marijuana. We have a zero tolerance policy regarding guests bringing marijuana onboard.

6. Illegal Substances

We maintain a zero tolerance for illegal narcotics or substances on board. We're required under Mexican law to report any problems to the Mexican Federal Police.

7. Crew

Treating our crew and staff with courtesy and respect.

8. Getting Sick

We sincerely hope that you stay healthy and don't get sick during your trip. Please let the crew know if you are not feeling well so that we can give you extra love and attention and also do our best to prevent anyone else onboard from getting sick.



A Note on Gratuities



© Scott Davis

I hope we leave you with the feeling that our crew has served you with warmth, good cheer, and has done their very best to provide you with a sense of being safe, along with excellence in guest services. I am very proud of our hard-working and dedicated staff.

Attitudes towards tipping vary in different places around the world. In Mexico, it is considered offensive to the crew and staff to not leave a gratuity if the service is deserving. For your guidance, most guests leave a tip of between US\$200 to 250.

On a personal note, I am always appreciative of any comments or feedback about your experience with us and anything that we can improve on. Comments can be made in confidence from any personal computing device on the nautilusatsea Wi-Fi at <https://NautilusExperience/nautilus>.

As a personal note to thank you for joining us, and if you are interested in the possibility of last-minute travel for repeat clients (only) with incredible savings of up to 75% with offerings 3 or 4 times a year, I would like to extend an invitation to join our Last Minute Club <https://nautilusliveboards.com/last-minute-club/>.

Thank you very much for trusting us with your vacation!

Sincerely,

A handwritten signature in black ink that reads "M. Lever".

Captain Mike
Founder
Nautilus Adventures

Mexico Customs and Cameras

Unfortunately, we have received recent reports of isolated incidents where guests have been charged taxes for bringing their camera housings into Mexico. This is a transgression of your rights as an international passenger and a violation of both Mexican and international law. The company is investigating this, and in the meantime, we would like to provide you with this information to help improve your experience at Mexican customs.

As an international passenger, you are entitled to bring without paying taxes, two cameras or video recording devices, and their accessories. An underwater housing unit is a camera accessory which fits your camera and allows control and usage of the device while diving. As the housing can only be functional when used with your camera, it should be considered a part of your "two cameras with their accessories" luggage allowance.

The best way to avoid a problem with customs illegally trying to extract a tax is to bring your camera gear in a carry-on suitcase. We recommend against bringing a Pelican case or a hard suitcase that has lots of dive stickers on it. Being low-key and flying low under the radar works best.

What should I do if the customs agents are trying to tax me for my housing?

1. Do not worry about your camera housing if you have not been approached by a customs agent or officer about it.
2. Bring documentation for the camera and housing. (examples: manuals, receipts, technical information, etc.)
3. You are entitled to ask for information and for a transcription of your rights as an international passenger.
4. If you encounter a customs officer who does not consider your camera housing an accessory, remain calm and try to explain to the customs officer that your camera housing is merely an accessory, and therefore tax free under Mexican Customs Law. Provide your devices' documentations and manuals.
5. Ask the custom agent or officer to please provide written explanation of the classification method used to classify your housing as something different than your camera's accessory.
6. If you are not successful, you may ask to please speak to a supervisor.
7. If you feel your rights are being violated, you are entitled to file a complaint against the officer on site, just ask to be referred to someone within the Public Function Office (Secretaría de la Funcion Pública). We strongly recommend you remain calm and speak to Mexican authorities with respect.
8. If your attempts have been unsuccessful and you are asked to pay taxes, ask the officer in charge to please print a detailed account of the taxes you will be paying and the classification method they used to classify the goods that are being taxed.
9. Pay under protest - when paying, ask the cashier and customs officer to acknowledge in writing that you have paid under protest.

MEXICO & COSTA RICA ADVENTURES

San Ignacio Lagoon - Gray Whales

January - April



4 Days, 3 Nights
From **\$2,545**
Pp. dbl occ.

6 Days, 5 Nights
From **\$3,745**
Pp. dbl occ.

Baja Super Explorer

Luxury Overlanding
October - May



4 Days, 3 Nights
From **\$1,995**
Pp. dbl occ.

7 Days, 6 Nights
From **\$3,995**
Pp. dbl occ.

Luxury Coach
January - April



Loreto Blue Whales
Gray Whales / Glamping
Espíritu Santo Eco-Camp

11 Days, 10 Nights
From **\$2,985**
Pp. dbl occ.

Kayaking Sea of Cortez

Mothership Supported
or Luxury Liveaboard

October - May
8 Days, 7 Nights



From **\$1,895**
Pp. dbl occ. stateroom.

Spotter Airplane Supported Adventures

Baja Ultimate Whales

January - March
8 Days, 7 Nights



From **\$5,095**
Pp. dbl occ. stateroom/luxury tent

Mobulus & Orcas

March - July
8 Days, 7 Nights



From **\$4,050**
Pp. dbl occ. stateroom.

Ultimate Whale Sharks

June - October
8 Days, 7 Nights



From **\$2,895**
Pp. dbl occ. stateroom.

Mexico Sardine Run

October - January
8 Days, 7 Nights



From **\$3,395**
Pp. dbl occ. stateroom.

Liveaboard Scuba Diving

Socorro Island Giant Mantas & Dolphins

November - July
9 Days, 8 Nights



From **\$3,395**
Pp. dbl occ. stateroom.

Sea of Cortez

July - October
6 Days, 5 Nights



From **\$2,095**
Pp. dbl occ. stateroom.

Cocos Island of the Sharks

August - September
11 Days, 10 Nights



From **\$5,095**
Pp. dbl occ. stateroom.

Ocean & Rainforest

August
6 Days, 5 Nights



From **\$1,995**
Pp. dbl occ. stateroom.

Sailing Adventures

Year-Round



Incl. all activities,
captain, chef, naturalist

\$2,250 Per Day